


**BM&M**

**SCREENING SOLUTIONS**

# Super Screens

High Speed Gyrotory Screens



For General Purpose Industrial Applications

**~ 3 Year Drive Warranty ~**

# Different Models for Different Needs...

## Super Screen

The Super Screen is a high speed horizontal gyratory design that is dynamically balanced to allow greater speeds and higher strokes than conventional sifters and screeners. It has the same patented aggressive screen action that enables all BM&M screens to achieve high capacities and efficiencies.


BM&M's Super Screen was built as a flexible design for all industries. The stroke, speed, and slope can be engineered for each application. BM&M Super Screens are available in a range of sizes starting from 4.5 ft<sup>2</sup>, up to 72 ft<sup>2</sup>. The screens can be constructed with up to 3 Decks with selected sizes available up to 5 Decks.



BM&M offers three types of construction, the standard Super Screen, the Mini Super Screen and the Sanitary construction.

## Mini Super Screen

BM&M's Mini Super Screen is our answer to all those industries that need a smaller, inexpensive unit to process small quantities of minerals, pelletized products, powders, etc. With BM&M's high speed gyratory motion and ball deck cleaning, the Mini Super Screen has proven to be the solution for many difficult low capacity applications. Applications are for particles ranging from 100 micron powders to 1-inch bulk products.



**BM&M**

**SCREENING SOLUTIONS**

### Contact us at:

9377-193 Street  
Surrey, BC  
Canada, V4N 4E7

Toll Free: (800) 663-0323  
Phone: (604) 888-8400  
Fax: (604) 888-8404

E-mail: [sales@bmandm.com](mailto:sales@bmandm.com)  
For more information or to find a sales representative near you, visit our website at:  
[www.bmandm.com](http://www.bmandm.com)


# Features

## Sanitary

- BM&M offers Super screens in various levels of sanitary construction.
- Sanitary T304SS contact parts are available in 2B mill finish on all models.
- Continuous and polished welds are used in the flow path.\*
- Ball frames are available in Glass bead RMS 59-65 with FDA white epoxy glued screen elements.
- The exterior can be T304SS with all surfaces sealed for wash-down service.\*\*
- All gaskets and balls are specified as FDA certified.

*\*Ground welds, Dairy spec and liquid service constructions are not available*

*\*\*Mini Super Screens only*



## Patented Weight Drive Technology


- Three-year drive bearing warranty on all models.
- BM&M's drive uses a stationary shaft with a high-speed eccentric weight rotating on a bearing assembly to generate the eccentric motion.
- With no mechanical gearboxes to maintain, and no lubrication required, your maintenance costs are minimal.
- BM&M's patented eccentric weight drive assembly is lubricated for life.
- Spare drive belt is installed.



**Three-Year Warranty**

## Cleaning Efficiency & Minimum Product Loss

- BM&M's drive unit is at the absolute center of the machine, so you get the same screening motion and efficiency over the entire screen surface.
- Screens operate at up to 330 RPM versus most conventional screeners that cannot run faster than 150-180 RPM.
- With BM&M's field adjustable speed and stroke, optimum screening can be obtained no matter how difficult and variable the application.
- The consistent motion across the screen combined with the high speed and larger strokes, makes our ball deck cleaning very efficient. The result is MAXIMUM efficiency & MAXIMUM capacity for your application with no downtime for cleaning the screens.




## Dynamically Balanced

- BM&M dynamically balances all screens to minimize building loads.
- Minimum horizontal & vertical building vibration.
  - No unreliable cable mounting systems required to isolate the forces.
  - No isolators needed.
- With BM&M's rigid Hanger system, just bolt the screen down and run it!
- Customers have mounted BM&M screens up to 100 ft in rigid structures.



## Ball Decks

- All BM&M screens are equipped with "Ball-Decks" to assist in keeping the screen clean.
- The BM&M motion propels the captive balls to constantly strike the underside of the screen element, dislodging wedged-in particles or near-size plugs.
- Depending on the application, 50mm diameter or 30mm diameter engineered rubber balls are customized to suit the application.
- Ball Frames are steel, with the option of stainless steel, aluminum or hardwood.



## Screen Removal

- All BM&M screens are designed with the ability to change-out the screens quickly and smoothly.
- BM&M's screen tensioning system also assists in quick element changes.
- At the infeed end of each screen there is a hinged door for easy access to the screen elements and to allow quick operational inspections with minimum downtime.
- The discharge door is also hinged to allow easy element access.
- The top cover can be removed to access the elements for tight installations.
- End screen access has already saved BM&M customers 50% on their screen change down time (see video at our website: [www.bmandm.com](http://www.bmandm.com)).




## Tensioned Screen Design

- BM&M uses tensioned screens as a standard to prevent the elements from losing their tension over time, as stapled-down elements often do.
- This helps maintain the high efficiencies obtained by the BM&M screen motion and ball deck cleaning.
- Most competitor's premature element failures and constant plugging problems can be traced back to a lack of element tensioning.



## CamLoc Screen Clamping System

- The BM&M CamLoc system is a unique combination of product seal and a screen element hold-down system. The CamLoc system allows the quick removal of an element.
- The quick and easy external thumb wheel bolts are simply loosened, and the element can be removed from the machine!
- The CamLoc comes with an o-ring contact surface onto the element. This o-ring provides positive side sealing for the screen, which improves efficiency and reduces maintenance.
- With CamLoc construction the ball deck frames and screen elements come as one assembly!



## Factory Testing

- BM&M specializes in building screens for all industries. Our goal is to maximize yield, as well as efficiently removing all of the reject materials.
- BM&M will factory test your product and give you a written guarantee of performance.
- BM&M's engineering staff and lab are available to BM&M customers for the life of the screen. Screening Solutions is our trademark, and our lab is available to provide answers for the life of your machine, not just to get your order!
- Factory Testing is offered at no charge.



# Specifications

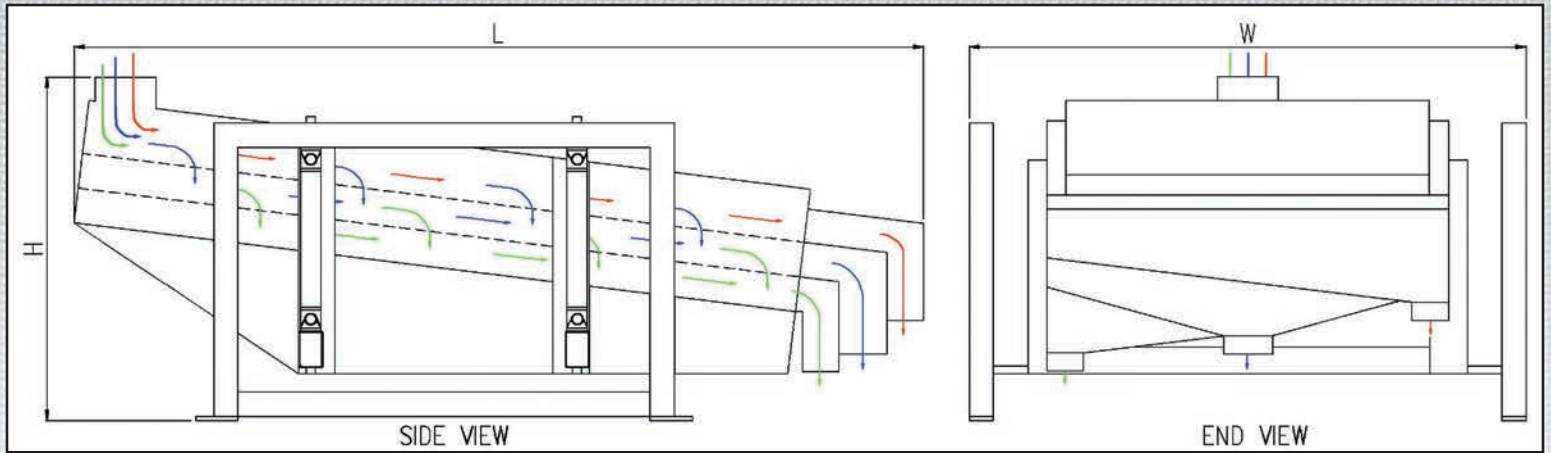
	Super Screen	Mini Super Screen
Width	2 Ft. to 6 Ft.	18 in. to 36 in.
Length	4 Ft. to 12 Ft.	36 in. to 72 in.
Standard construction material	Steel	Steel
Number of decks	1 to 5	1 to 3
Ball deck cleaning standard	Yes	Yes
Synthetic balls standard diameter	30mm	30mm
Standard ball frame material	Steel	Hardwood
Enclosed construction standard	Yes	Yes
Removable steel dust cover	Yes	N/A
Quick change screen access door	Yes	Yes
<b>Engineering Parameters</b>		
Standard operating speed	300 RPM	300 RPM
Screen slope range	3° to 7°	5°
Adjustable stroke counter weight	5/8" to 2"	5/8" to 1 1/4"
Floor mounted support stand	Standard	Standard
Discharge chutes designed for each application	Yes	Some sizes
Aspiration port	Optional	Optional
Inspection port	Yes	Optional
Screen element hold-down system (Standard)	Tensioned	Camloc

Options	Super Screen	Mini Super Screen
<b>Construction Options</b>		
High temperature construction (+180°)	Yes	No
Counter flow design	Yes	No
Double-single construction	Yes	No
Industrial sanitary spec.	Yes	Yes
Construction material	Stainless Steel	Stainless Steel
<b>Ball Box Options</b>		
Ball frame material	Aluminum/ Hardwood/ Stainless Steel	Aluminum/ Steel/ Stainless Steel
Ball material	Silicone/ Oil Resistant/ Cold Weather	Silicone/ Oil Resistant/ Cold Weather
Optional Ball diameter	50mm	50mm
Aspiration ports	2" to 8"	2" to 4"
Explosion proof motor	Yes	Yes
Support Hanger lubrication system	Yes	Yes
Drive Bearing temperature monitor	Yes	No
Wear liners (UHMW, Rhino hide, Panowear)	Yes	Yes
Abrasion resistant construction (Brinell 450)	Yes	No
Suspended Installation	Yes	Yes
Screen element hold-down system (Alternative)	Camloc	Tensioned

**See over for Screen Dimensions**

# Dimensions

## Super Screens



Size	18" x 36"	18" x 48"	24" x 48"	24" x 72"	3' x 6'	3' x 8'	3' x 10'	4' x 8'	4' x 10'	4' x 12'	5' x 10'	5' x 12'	6' x 10'	6' x 12'
HP	1/2	1/2	1	1	5	5	5	5	5	5	5	5	5	5
L	48 3/4"	60 1/2"	60 1/2"	84 1/2"	90"	114"	138"	114"	138"	162"	138"	162"	138"	162"
W	37 1/4"	37 1/4"	43 1/4"	43 1/4"	59"	59"	59"	80"	80"	80"	92"	92"	104"	104"
H	33 1/2"	33 1/2"	33 1/2"	33 1/2"	45"	47"	63"	61"	63"	64"	63"	64"	64"	65"
WT.	550lb	600lb	650lb	800lb	3200lb	3300lb	3800lb	4100lb	4300lb	5500lb	5600lb	6000lb	6100lb	6500lb

*Note: These numbers are for estimating purposes only. Use certified drawings for installation engineering.*

### **BM&M** SCREENING SOLUTIONS

#### Contact us at:

9377-193 Street  
Surrey, BC  
Canada, V4N 4E7

Toll Free: (800) 663-0323  
Phone: (604) 888-8400  
Fax: (604) 888-8404

E-mail: [sales@bmandm.com](mailto:sales@bmandm.com)  
For more information or to find a sales representative near you, visit our website at: [www.bmandm.com](http://www.bmandm.com)